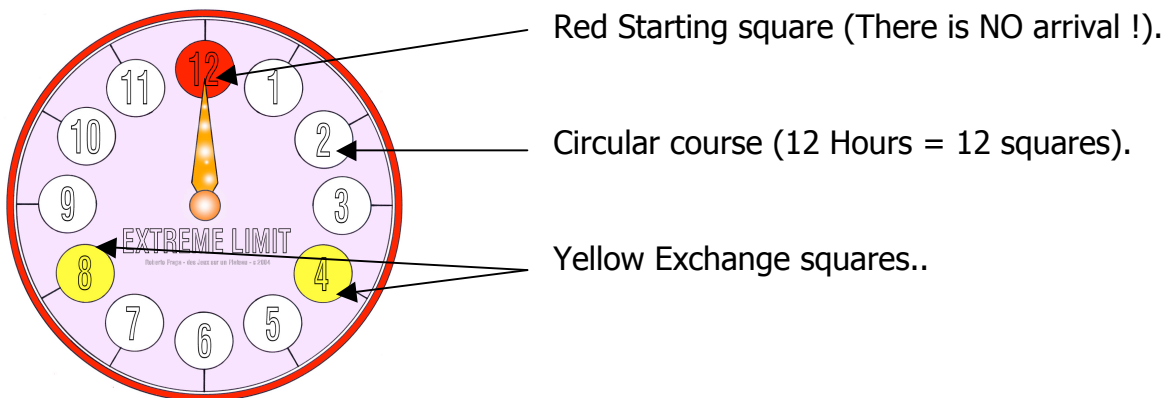


EXTREME LIMIT

Rules of the game

MATERIAL

- A board game which represent a watch.



- 6 Objective cards (final position).



On this Objective card the final positions are :

- The first : The GREEN Pawn.
- The second : The BLUE Pawn.
- The Third : The ORANGE Pawn.

- 3 pawns (GREEN, BLUE and ORANGE) and 90 tokens.
- A timer

AIM OF THE GAME

Each player will have to try to realise his objective, moving the 3 pawns on the circular course and using his own tokens until the Timer rings (after 5 minutes!). For 2 to 6 players and from 7 years old. The duration of the game will be always exactly 5 minutes !

THE GAME ITSELF


Dispose the board game and place the 3 pawns on the RED starting square. The players will have to equitably divide the 90 tokens and place it in front of them with the purple side visible.

After having mixed the 6 Objective cards, and placing it hidden side on the table, each player will have to take one and to keep it at secret. The remaining cards (with less players) are put aside hidden side.

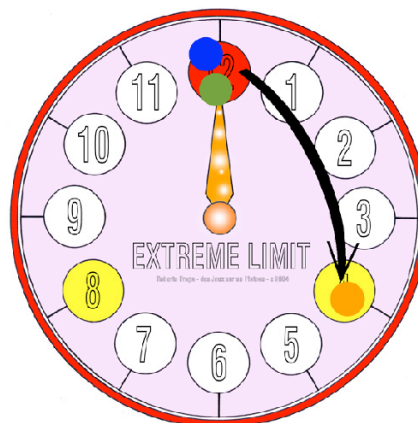
Wind up the Timer to 5 minutes (RED mark) and place it very near of the players but with hidden side... of course !

The younger player will starts the game and then, can take in his stock, as many tokens as he wants move squares the pawn of his choice (without limitation !). The used tokens are turned back on their white side and put aside. Then he moves clockwise the pawn of his choice from the corresponding quantity of squares. After that, the following player can play (we play clockwise), and so on ...

Example :



He takes 4 tokens in his stock,
Turns back them and puts it aside



He moves the pawn of his choice
from 4 squares

IMPORTANT RULES

1 – As much as the players have tokens, they are obliged to move ONE pawn (and only one !) at each turn of game, from ONE square at minimum (of course you are not obliged to move the same pawn at each turn !).

2 – You always have to move the pawns clockwise on the circular course.

3 – You can only have ONE pawn on each square (excepted at the beginning of the game on the RED Starting square). A pawn can cross a square which is occupied by another pawn, but not to stay on it (you can only have ONE pawn by square).

4 – All the players can use the pawns of their choice (They are collective pawns !).

5 – When one of the players has no more tokens, he can't move pawns and he must wait the end of the game (passing his turn). He still has a very small chance to win but he isn't master of the situation (so, it's very important to use correctly his tokens during the game !).

6 – When the chosen pawn arrives on one of the two YELLOW Squares, the player (who moves it) can exchange his objective card with the one of the player he wants or with one of the remaining cards (without looking at it !), and even if this player isn't agree !

7 – The players will have to keep at secret their objective cards all during the game.

8 – Of course, it's totally forbidden to slow down intentionally the game, waiting the Timer rings (and it's not a good idea because that's could surprise you !).

9 – When the Timer rings the game stops immediately, even if the players still have non used tokens. Then, the 3 pawns will be rank from the RED Starting square and clockwise.

10 – IMPORTANT : When a pawn has made one turn of the watch, arrives on the RED Starting square (if the square is free !) or cross it; this pawn becomes immediately the LAST one (before the RED square it was the FIRST !). See please the examples.

THE END OF THE GAME

At the end of the 5 minutes, the Timer suddenly rings ! At this moment, the player who has the objective card which correspond to the position of the pawns on the watch (from the RED Starting square and clockwise) is THE GREAT WINNER !

When you play with less than 6 players, you can have the winning objective card among the remaining cards which are put aside. In that case you have to play again a new game.

In that case the players must recover their tokens and start again a new game as indicated before (for 5 minutes !).

OPTIONS

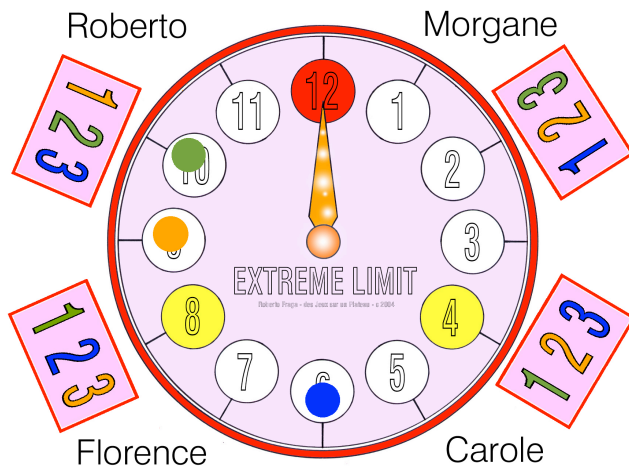
1 – The duration of the game is very short. So, if you want you can play as many games as you have players (but always for 5 minutes each !). Each won game will gives ONE point to the winner.

2 – With less than 4 players, you can decide to take several objective cards for each player. Of course, the game will be a little more difficult :

- With 2 players, each player will take 3 objective cards.
- With 3 players, each player will take 2 objective cards.

EXAMPLE OF TURNS OF GAME

For this example the objective cards are disposed with their visible side, but of course, during the game you have to dispose them hidden side :



At this moment of the game
The position of the pawns is :

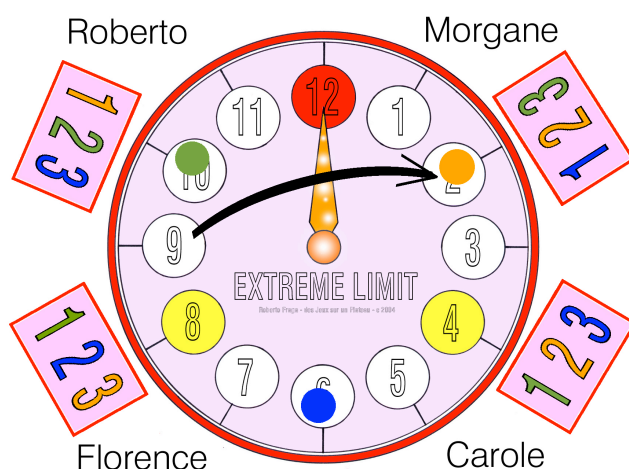
- GREEN (The first).
- ORANGE (The second)
- BLUE (The third)

(from the RED Starting square and clockwise)

So, now, Carole has the advantage !



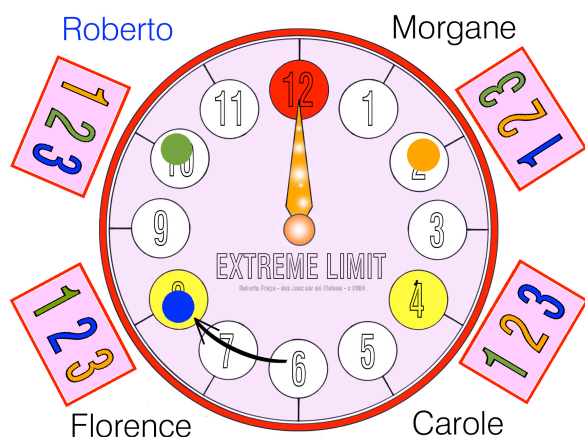
Florence, which is the next player then takes 5 Tokens in his stock and put them aside after Having turn back them on their white side.



Florence decides to move
The ORANGE pawn from 5
Squares (clockwise), as she
Has used 5 tokens !

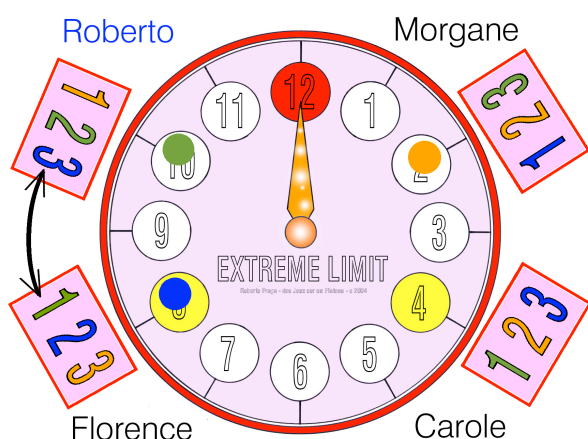
The ORANGE pawn which was
Before at the Second position,
Has cross the RED Starting
Square and is now at the
Third position !

So now, Florence has got
the advantage !



It's now to Roberto to play.
Then, he uses 2 tokens and
Chooses to move the BLUE
Pawn from 2 squares
(clockwise).

So, he places the BLUE Pawn
On the YELLOW square which
Gives him the possibility to
Exchange his objective card
With the one of the player he
Wants (or with a remaining card).

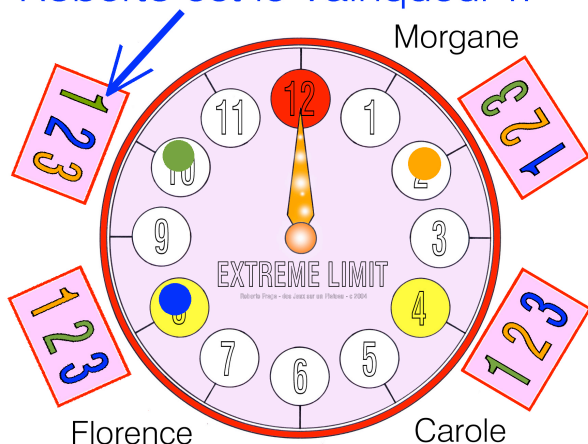


Roberto (who is very clever !) has
Look at Florence very happy a few
Minutes before when she had the
Advantage.

So, he decides to exchange his
Objective card with Florence.

Now, Roberto has got the
advantage !

DDDDRRRIIINNNGGGGG!!!
Roberto est le Vainqueur !!



Suddenly the Timer rings !!!
It's the end of the 5 minutes and
Of course, of the game.

So, the final positions are :

- GREEN (The first).
- BLUE (The second).
- ORANGE (The Third).

Then, Roberto is the very
Great Winner !